



Defining “Old”

Communication C

Tuesday, December 6, 2022



Learning Goals



1

Language

- Identify main idea and purpose
- Use word parts to interpret vocabulary
- Determine point of view
- Support text interpretation with evidence

2

Content

- Consider the meaning of “old”
- Explore different viewpoints of what it means to be “old”

3

Assessment

- Explain how people in your native country commonly view being “old”
- 
- 



Agenda



1

Warm-up

- Discuss an image
- Discuss your ideas about being “old”

2

Point of View

- Define point of view

3

Watch Closely

- Watch a video and answer questions that explore points of view about what “old” means

4

The Stream

- Share a common point of view people in your native country have of being “old”
- 

1

Warm-up



High School Graduation with Our 92-year-old Classmate!




A Picture Says a Thousand Words


- Look at the picture.
- What is the picture about?
- Do you notice anything unusual about the picture? What?

2

Point of View



Point of View



Definition

The way the author feels about a topic or event; the author's opinion

High School Graduation with Our 92-year-old Classmate!



One of the
classmates posted
this picture on
Facebook.

What is this
classmate's point of
view of being old?

Focus on Point of View

Readers determine an author's point of view by thinking about what side the author would take in an argument.

Steps:

1. Think of 2 opposite opinions about a topic.
2. Read (view) the text and pay attention to the language and/or images.
3. Decide which side the author is on.

Opposite opinions

- for | against
- pro | con
- negative | positive

Text Evidence

- description words
- verbs/actions
- phrases
- images

Side 1: Positive view of _____
Text Evidence?

Side 2: Negative view of _____
Text Evidence?

High School Graduation with Our 92-year-old Classmate!



What is the
classmate's point of
view of being old?

What are two opposite points of view about being "old"?
What side would the classmate who posted the picture take?
What evidence can you use to support this?

Focus on Point of View

Side 1: Positive view of old

Text Evidence?

Side 2: Negative view of old


Text Evidence?

High School Graduation with
Our 92-year-old Classmate!




3

Watch
Closely






I Like Being 98




Watch for Main Idea & Purpose

1. What is the main idea of the video?
2. Why do you think this video was created? In other words, what is the purpose of this video?

Hint: It may be one of the three text purposes (inform, persuade, entertain) or a combination of two.




Vocabulary




heartbroken

heart + broken




useless

use + less




careful

care + ful




fearful

fear + ful



Watch For Details

3. How old is Evelyn?
4. Where does she live?
5. What happened that changed her situation?
6. Evelyn says, “When you make a promise, it’s important for me to keep that promise, if it’s possible.” What is the promise Evelyn made?




Let's consider two points of view:



The video creator

What is the video creator's point of view about being old?



Evelyn

What is Evelyn's point of view about being old?

Jigsaw Preparation

- You will work in Group A or Group B to determine the point of view for the video creator (A) OR for Evelyn (B).
- Watch the video one more time.
- Take notes on the Jamboard chart about the ways the video creator or Evelyn show their point of view.

A: Video Creator

What side would the video creator take?
What evidence in the video supports this?

Side 1: Positive view of old
Text Evidence?

Side 2: Negative view of old
Text Evidence?

Point of View - Video Creator

7. What is the video creator's point of view about being old? What images does he include that support your choice?
8. Why does the video creator include the conversation they have after they stop the video? How does this further show his point of view?

B: Evelyn

What side would Evelyn take?

What evidence in the video supports this?

Side 1: Positive view of old
Text Evidence?

Side 2: Negative view of old
Text Evidence?



Point of View - Evelyn

9. When Evelyn lost her license she said, "It made me feel old." How does this description show how Evelyn viewed herself compared to how others viewed her?
10. "I'm on the earth. I'm here. If I can contribute, I should." What does this quote say about Evelyn's point of view about being old?

Jigsaw Part 1

- Join your group.
- Discuss the notes.
- Discuss the point of view questions on the Jamboard.
- Be prepared to share your answers with a group who worked on the other point of view.

A: Video Creator

What side would the video creator take?
What evidence in the video supports this?

Side 1: Positive view of old
Text Evidence?

Side 2: Negative view of old
Text Evidence?

Point of View - Video Creator

7. What is the video creator's point of view about being old? What images does he include that support your choice?
8. Why does the video creator include the conversation they have after they stop the video? How does this further show his point of view?

B: Evelyn

What side would Evelyn take?

What evidence in the video supports this?

Side 1: Positive view of old
Text Evidence?

Side 2: Negative view of old
Text Evidence?



Point of View - Evelyn

9. When Evelyn lost her license she said, "It made me feel old." How does this description show how Evelyn viewed herself compared to how others viewed her?
10. "I'm on the earth. I'm here. If I can contribute, I should." What does this quote say about Evelyn's point of view about being old?

Jigsaw Part 2

- Combine two groups, Groups A and B.
- Students in Group A read their questions and share their answers with students in Group B
- Students in Group B then read their questions and share their answers with students in Group A.
- Please take turns sharing!



The Stream!

What is a common point of view people in your native country have about being “old”?

Give examples to support that this is a common point of view.



Thank You!



CREDITS: This presentation template was created by **Slidesgo**, including icons by **Flaticon**, infographics & images by **Freepik**

Please keep this slide for attribution

